



crop estimates committee oesskattingskomitee

From/Van: Mr Baldwin Netshifhefhe
Tel: 012 319 8043/32 **E-mail/E-pos:** BaldwinN@dalrrd.gov.za

Web page/Webblad: www.dalrrd.gov.za/old_website/statistics and economic reports or
www.sagis.org.za/CEC: Crop Estimates **EMBARGO: 14:30**



agriculture, land reform
& rural development

Department:
Agriculture, Land Reform and Rural Development
REPUBLIC OF SOUTH AFRICA

29 August/Augustus 2023

The area planted estimate and seventh production forecast for summer crops for 2023 is hereby released.
Hiermee word die oppervlakte- en sewende produksieskatting vir somergewasse vir 2023 vrygestel.

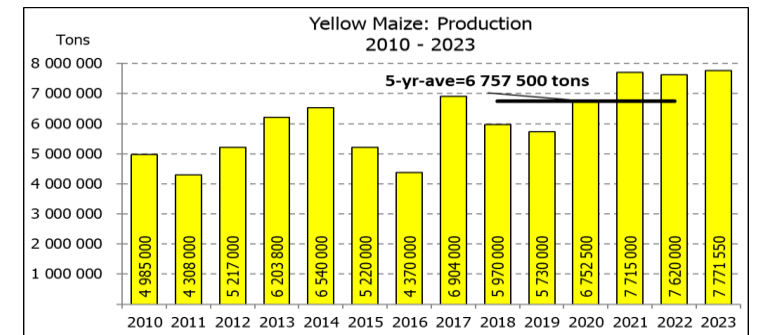
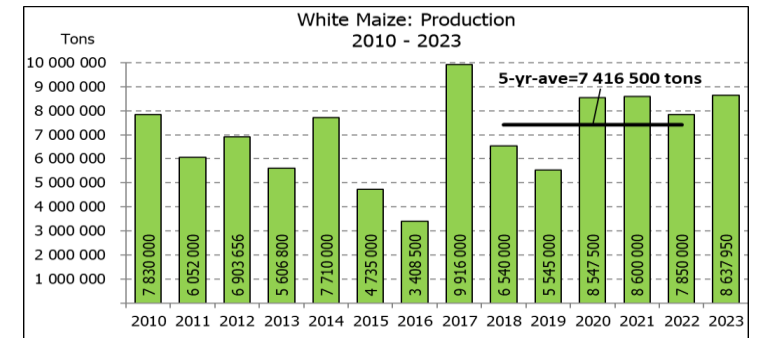
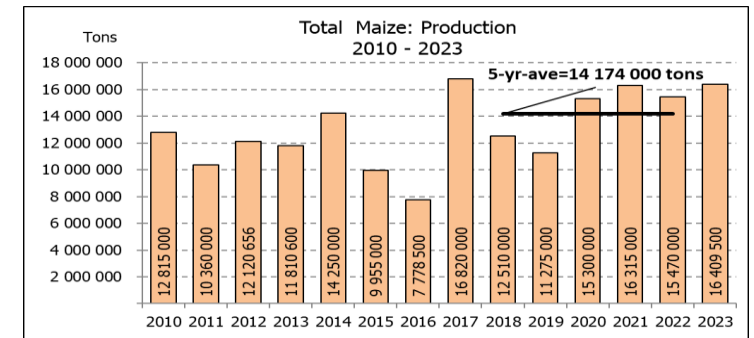
SUMMER CROPS – AREA PLANTED AND SEVENTH PRODUCTION FORECAST: 2023

SOMERGEWASSE – OPPERVLAKTE- EN SEWENDE PRODUKSIESKATTING: 2023

CROP/GEWAS	Area planted/ Opp beplant 2023 Ha (A)	7 th forecast/ 7 ^{de} skatting 2023 Tons (B)	6 th forecast/ 6 ^{de} skatting 2023 Tons (C)	Area planted/ Opp beplant 2022 Ha (D)	Final crop/ Finale oes 2022 Tons (E)	Change/ Verandering/ % (B) ÷ (C)
Commercial/Kommersiëel:						
White maize/Witmielies	1 521 300	8 637 950	8 637 950	1 575 000	7 850 000	-
Yellow maize/Geelmielies	1 064 800	7 771 550	7 716 150	1 048 000	7 620 000	+0,72
Total Maize/Totale Mielies	2 586 100	16 409 500	16 354 100	2 623 000	15 470 000	+0,34
Sunflower seed/Sonneblomsaad	555 700	743 610	758 610	670 700	845 550	-1,98
Soybeans/Sojabone	1 148 300	2 755 300	2 755 300	925 300	2 230 000	-
Groundnuts/Grondbone	31 300	51 910	51 910	43 400	48 500	-
Sorghum	34 000	97 740	100 525	37 200	103 140	-2,77
Dry beans/Droëbone	36 650	50 260	48 560	42 900	52 590	+3,50
Non-Commercial Maize/Nie-Kommersiële Mielies						
Total Maize/Totale Mielies	358 620	664 040	664 040	378 800	667 000	-
Maize/Mielies: Commercial/Kommersiëel + Non-Commercial/Nie-Kommersiëel						
Total Maize RSA/Totaal Mielies RSA	2 944 720	17 073 540	17 018 140	3 001 800	16 137 000	+0,33

Note: Estimate is for calendar year, e.g. production season 2022/23 = 2023

Nota: Skatting is vir kalenderjaar, bv. produksie-seisoen 2022/23 = 2023



The Crop Estimates Committee comprises officials of the following institutions:

Department of Agriculture, Land Reform and Rural Development; Provincial Departments of Agriculture; various ARC-Institutes (Soil, Climate and Water; Small Grains Institute; and Grain Crops Institute); BFAP and Statistics SA.

WHITE AND YELLOW MAIZE – AREA PLANTED AND SEVENTH PRODUCTION FORECAST: 2023**WIT- EN GEELMIELIES – OPPERVLAKTE EN SEWENDE PRODUKSIESKATTING: 2023**

Provinsie/ Province	Area planted/ Oppervlakte beplant 2023			7 th forecast/ 7 ^{de} skatting 2023			Area planted/ Oppervlakte beplant 2022			Final crop/ Finale oes 2022		
	White/ Wit Ha	Yellow/ Geel Ha	Total/ Totaal Ha	White/ Wit Tons	Yellow/ Geel Tons	Total/ Totaal Tons	White/ Wit Ha	Yellow/ Geel Ha	Total/ Totaal Ha	White/ Wit Tons	Yellow/ Geel Tons	Total/ Totaal Tons
Western Cape/Wes-Kaap	250	3 500	3 750	2 375	32 900	35 275	500	3 500	4 000	4 750	32 900	37 650
Northern Cape/Noord-Kaap	1 000	43 500	44 500	12 500	669 900	682 400	3 000	42 000	45 000	36 000	672 000	708 000
Free State/Vrystaat	780 000	401 000	1 181 000	4 563 000	2 666 650	7 229 650	826 500	398 000	1 224 500	3 801 900	2 547 800	6 349 700
Eastern Cape/Oos-Kaap	5 750	25 000	30 750	40 250	187 500	227 750	6 000	20 500	26 500	40 800	157 900	198 700
KwaZulu-Natal	49 000	65 000	114 000	308 700	533 000	841 700	52 000	59 000	111 000	322 400	489 700	812 100
Mpumalanga	156 500	352 000	508 500	1 040 725	2 534 400	3 575 125	165 000	350 000	515 000	1 072 500	2 554 000	3 626 500
Limpopo	16 800	22 800	39 600	117 600	182 400	300 000	15 500	25 000	40 500	102 300	202 500	304 800
Gauteng	56 000	52 000	108 000	364 000	384 800	748 800	56 500	56 000	112 500	361 600	403 200	764 800
North West/Noordwes	456 000	100 000	556 000	2 188 800	580 000	2 768 800	450 000	94 000	544 000	2 107 750	560 000	2 667 750
Total/Totaal	1 521 300	1 064 800	2 586 100	8 637 950	7 771 550	16 409 500	1 575 000	1 048 000	2 623 000	7 850 000	7 620 000	15 470 000

SUNFLOWER SEED – AREA PLANTED AND SEVENTH PRODUCTION FORECAST: 2023**SONNEBLMSAAD – OPPERVLAKTE EN SEWENDE PRODUKSIESKATTING: 2023**

Province/ Provinsie	Area planted/ Opp beplant Ha 2023	7 th forecast/ 7 ^{de} skatting Tons 2023	Area planted/ Opp beplant Ha 2022	Final crop/ Finale oes Tons 2022
Western Cape/Wes-Kaap	-	-	-	-
Northern Cape/Noord-Kaap	2 500	6 250	2 500	6 250
Free State/Vrystaat	290 000	420 500	357 000	499 800
Eastern Cape/Oos-Kaap	700	1 400	300	750
KwaZulu-Natal	300	600	-	-
Mpumalanga	5 000	7 250	3 500	5 250
Limpopo	100 000	80 000	110 000	77 000
Gauteng	2 200	2 860	2 400	3 000
North West/Noordwes	155 000	224 750	195 000	253 500
Total/Totaal	555 700	743 610	670 700	845 550

SOYBEANS – AREA PLANTED AND SEVENTH PRODUCTION FORECAST: 2023**SOJABONE – OPPERVLAKTE EN SEWENDE PRODUKSIESKATTING: 2023**

Province/ Provinsie	Area planted/ Opp beplant Ha 2023	7 th forecast/ 7 ^{de} skatting Tons 2023	Area planted/ Opp beplant Ha 2022	Final crop/ Finale oes Tons 2022
Western Cape/Wes-Kaap	-	-	-	-
Northern Cape/Noord-Kaap	1 000	3 750	800	3 000
Free State/Vrystaat	565 000	1 327 750	415 000	912 500
Eastern Cape/Oos-Kaap	4 300	12 900	3 000	9 000
KwaZulu-Natal	44 000	158 400	39 000	150 000
Mpumalanga	305 000	671 000	300 000	710 000
Limpopo	26 000	88 400	22 500	76 500
Gauteng	48 000	105 600	45 000	99 000
North West/Noordwes	155 000	387 500	100 000	270 000
Total/Totaal	1 148 300	2 755 300	925 300	2 230 000

GROUNDNUTS – AREA PLANTED AND SEVENTH PRODUCTION FORECAST: 2023**GRONDBONE – OPPERVLAKTE EN SEWENDE PRODUKSIESKATTING: 2023**

Province/ Provinsie	Area planted/ Opp beplant Ha 2023	7 th forecast/ 7 ^{de} skatting Tons 2023	Area planted/ Opp beplant Ha 2022	Final crop/ Finale oes Tons 2022
Western Cape/Wes-Kaap	-	-	-	-
Northern Cape/Noord-Kaap	2 000	5 300	2 400	6 000
Free State/Vrystaat	12 300	20 910	19 000	20 900
Eastern Cape/Oos-Kaap	-	-	-	-
KwaZulu-Natal	-	-	-	-
Mpumalanga	-	-	-	-
Limpopo	2 000	4 700	2 000	4 600
Gauteng	-	-	-	-
North West/Noordwes	15 000	21 000	20 000	17 000
Total/Totaal	31 300	51 910	43 400	48 500

SORGHUM – AREA PLANTED AND SEVENTH PRODUCTION FORECAST: 2023**SORGHUM – OPPERVLAKTE EN SEWENDE PRODUKSIESKATTING: 2023**

Province/ Provinsie	Area planted/ Opp beplant Ha 2023	7 th forecast/ 7 ^{de} skatting Tons 2023	Area planted/ Opp beplant Ha 2022	Final crop/ Finale oes Tons 2022
Western Cape/Wes-Kaap	-	-	-	-
Northern Cape/Noord-Kaap	-	-	-	-
Free State/Vrystaat	5 200	15 600	7 800	20 700
Eastern Cape/Oos-Kaap	-	-	-	-
KwaZulu-Natal	100	400	200	740
Mpumalanga	8 500	35 700	9 000	43 650
Limpopo	15 500	34 100	15 000	26 250
Gauteng	100	440	200	800
North West/Noordwes	4 600	11 500	5 000	11 000
Total/Totaal	34 000	97 740	37 200	103 140

DRY BEANS – AREA PLANTED AND SEVENTH PRODUCTION FORECAST: 2023**DROëBONE – OPPERVLAKTE EN SEWENDE PRODUKSIESKATTING: 2023**

Province/ Provinsie	Area planted/ Opp beplant Ha 2023	7 th forecast/ 7 ^{de} skatting Tons 2023	Area planted/ Opp beplant Ha 2022	Final crop/ Finale oes Tons 2022
Western Cape/Wes-Kaap	100	180	100	150
Northern Cape/Noord-Kaap	450	990	600	1 080
Free State/Vrystaat	14 000	13 300	15 500	13 950
Eastern Cape/Oos-Kaap	200	360	200	300
KwaZulu-Natal	2 100	3 150	2 300	2 760
Mpumalanga	5 000	7 000	6 000	6 600
Limpopo	8 000	16 000	10 400	18 200
Gauteng	800	880	800	800
North West/Noordwes	6 000	8 400	7 000	8 750
Total/Totaal	36 650	50 260	42 900	52 590

CONFIDENTIALITY ISSUES that CEC members are committed to adhere to on the day of the meeting

- Personal items such as laptops, handbags, cell phones, etc. are not allowed in the venue during the meeting
- No member is allowed to leave the meeting before 12:00 in order to prevent disclosure of the information
- The embargo time for the release of crop estimates information is 14:30
- No member is allowed to discuss crop estimates information with anyone other than a member of the Committee before the embargo time
- Only the Chairperson, or a member appointed by the Chairperson, may release the figures to the media
- Members must regard the detail of any information that was collected for and/or discussed during the meeting, as confidential
- Individual information received for crop estimate purposes is treated strictly confidential, and is not divulged for any other purposes

**AREA ESTIMATE AND SEVENTH PRODUCTION FORECAST OF SUMMER CROPS (2023 PRODUCTION SEASON)/
OPPERVLAKTE- EN SEWENDE PRODUKSIESKATTING VIR SOMERGEWASSE (2023 PRODUKSIE-SEISOEN)
29 AUGUST/AUGUSTUS 2023**

Summer field crops – 2023

Commercial maize: The size of the expected commercial **maize crop** is 16,410 mill. tons, which is 0,34% or 55 400 tons more than the 16,354 mill. tons of the previous forecast . The area estimate for maize is 2,586 mill. ha and the expected yield is 6,35 t/ha.

The estimated maize crop is 6,07% or 939 500 tons larger than the 2022 crop. The three main maize producing areas, namely the Free State, Mpumalanga and North West provinces are expected to produce 83% of the 2023 crop.

The production forecast of **white maize** remained unchanged at 8,638 mill. tons. The area estimate for white maize is 1,521 mill. ha and the expected yield is 5,68 t/ha.

In the case of **yellow maize**, the production forecast is 7,716 mill. tons, which is 0,72% or 55 400 tons more than the 7,716 mill. tons of the previous forecast. The area estimate for yellow maize is 1,065 mill. ha and the yield is 7,30 t/ha.

Other summer crops:

Sunflower seed: The production forecast for sunflower seed is set at 743 610 tons, which is 1,98% or 15 000 tons less than the 758 610 tons of the previous forecast. The area estimate for sunflower seed is 555 700 ha, while the expected yield is 1,34 t/ha.

Other crops: The production forecast for **soybeans** remained unchanged at 2,755 mill. tons. The estimated area planted to soybeans is 1,148 mill. ha and the expected yield is 2,40 t/ha.

The expected **groundnut** crop also remained unchanged at 51 910 tons. For groundnuts, the area estimate is 31 300 ha, with an expected yield of 1,66 t/ha.

The production forecast for **sorghum** is now 97 740 tons, which is 2,77% or 2 785 tons less than the 100 525 tons of the previous forecast. The area estimate for sorghum is 34 000 ha and the expected yield is 2,87 t/ha.

In the case of **dry beans**, the production forecast is 50 260 tons, which is 3,50% or 1 700 tons more than the 48 560 tons of the previous forecast. The area estimate of dry beans is 36 650 ha, with an expected yield of 1,37 t/ha.

Please note that the eighth production forecast for summer field crops for 2023 will be released on 27 September 2023.

Somergewasse – 2023

Kommersiële mielies: Die grootte van die verwagte kommersiële **mielie-oes** is 16,410 milj. ton, wat 0,34% of 55 400 ton meer is as die 16,354 milj. ton van die vorige skatting. Die oppervlakteskatting vir mielies is 2,586 milj. ha en die verwagte opbrengs is 6,35 t/ha.

Die geskatte mielie-oes is 6,07% of 939 500 ton groter as die 2022-oes. Die drie belangrikste mielieproduserende gebiede, nl. die Vrystaat, Mpumalanga en Noordwes provinsies, gaan na verwagting 83% van die 2023-oes produseer.

Die produksieskatting van **witmielies** is onveranderd gelaat op 8,638 milj. ton. Die oppervlakteskatting vir witmielies is 1,521 milj. ha en die verwagte opbrengs is 5,68 t/ha.

In die geval van **geelmielies** is die produksieskatting 7,716 milj. ton, wat 0,72% of 55 400 ton meer is as die 7,716 milj. ton van die vorige skatting. Die oppervlakteskatting vir geelmielies is 1,065 milj. ha en die opbrengs is 7,30 t/ha.

Ander somergewasse:

Sonneblomsaad: Die produksieskatting vir sonneblomsaad is op 743 610 ton gestel, wat 1,98% of 15 000 ton minder is as die 758 610 ton van die vorige skatting. Die oppervlakteskatting vir sonneblomsaad is 555 700 ha, terwyl die verwagte opbrengs 1,34 t/ha is.

Ander gewasse: Die produksieskatting van **sojabone** is onveranderd gelaat op 2,755 milj. ton. Die geskatte oppervlakte beplant met sojabone is 1,148 milj. ha en die verwagte opbrengs is 2,40 t/ha.

Die verwagte **grondbone**-oes is ook onveranderd gelaat op 51 910 ton. Vir grondbone is die oppervlakteskatting 31 300 ha, terwyl die verwagte opbrengs 1,66 t/ha is.

Die produksieskatting van **sorghum** is nou 97 740 ton, wat 2,77% of 2 785 ton minder is as die 100 525 ton van die vorige skatting. Die oppervlakteskatting vir sorghum is 34 000 ha, en die verwagte opbrengs is 2,87 t/ha.

In die geval van **droëbone** is die produksieskatting 50 260 ton, wat 3,50% of 1 700 ton meer is as die 48 560 ton van die vorige skatting. Die oppervlakte beplant met droëbone is 36 650 ha, en die verwagte opbrengs is 1,37 t/ha.

Neem asseblief kennis dat die agtste produksieskatting vir somergewasse vir 2023, op 27 September 2023 vrygestel sal word.

The non-commercial agricultural sectors' production estimate for maize for 2023 is hereby released. / Hiermee word die nie-kommersiële landbou-sektor se produksieskatting vir mielies vir 2023 vrygestel.

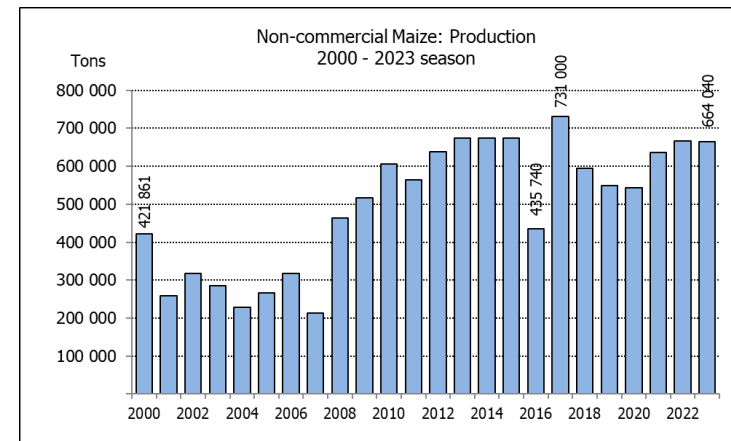
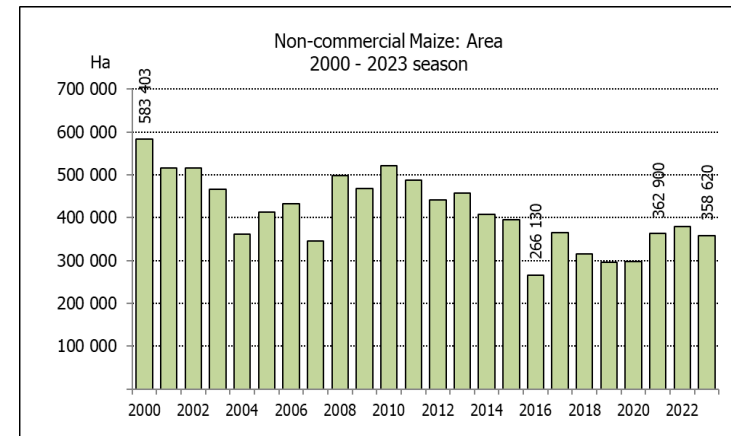
NON-COMMERCIAL MAIZE – AREA PLANTED AND PRODUCTION ESTIMATE: 2023

NIE-KOMMERSIËLE MIELIES – OPPERVLAKTE- EN PRODUKSIESKATTING: 2023

CROP/GEWAS	Area planted/ Opp beplant 2023 Ha (A)	Production/ Produksie 2023 Tons (B)	Area planted/ Opp beplant 2022 Ha (C)	Final crop/ Finale oes 2022 Tons (D)	Change/ Verandering % (B) ÷ (D)
Non-commercial agriculture/Nie-kommersiële landbou:					
White maize/Witmielies	278 655	472 765	296 950	482 000	-1,92
Yellow maize/Geelmielies	79 965	191 275	81 850	185 000	+3,39
Maize/Mielies	358 620	664 040	378 800	667 000	-0,44

The preliminary area planted to maize in the non-commercial agricultural sector is estimated at 358 620 ha, which represents a decrease of 5,33%, compared to the 378 800 ha of the previous season. The expected maize crop for this sector is 664 040 tons, which is 0,44% less than the 667 000 tons of last season. It is important to note that about 48% of the maize produced in the non-commercial sector, is planted in the Eastern Cape, followed by KwaZulu-Natal with 21%.

Die voorlopige oppervlakte beplant met mielies in die nie-kommersiële landbou-sektor word geskat op 358 620 ha, wat 'n afname van 5,33% verteenwoordig in vergelyking met die 378 800 ha van die vorige seisoen. Die verwagte mielie-oes van dié sektor is 664 040 ton, wat 0,44% minder is as die 667 000 ton van die vorige seisoen. Dit is belangrik om daarop te let dat ongeveer 48% van die mielies wat geproduseer word in die nie-kommersiële sektor, in die Oos-Kaap geplant word, gevolg deur KwaZulu-Natal met 21%.



The revised area estimate and first production forecast for winter cereals for the 2023 is hereby released. /
Hiermee word die hersiene oppervlakteskatting en eerste produksieskatting vir wintergewasse vir 2023 vrygestel.

WINTER CEREALS – REVISED AREA PLANTED ESTIMATE AND FIRST PRODUCTION FORECAST: 2023 PRODUCTION SEASON

WINTERGEWASSE – HERSIENE OPPERVLAKTESKATTING EN EERSTE PRODUKSIESKATTING: 2023-PRODUKSIESEISOEN

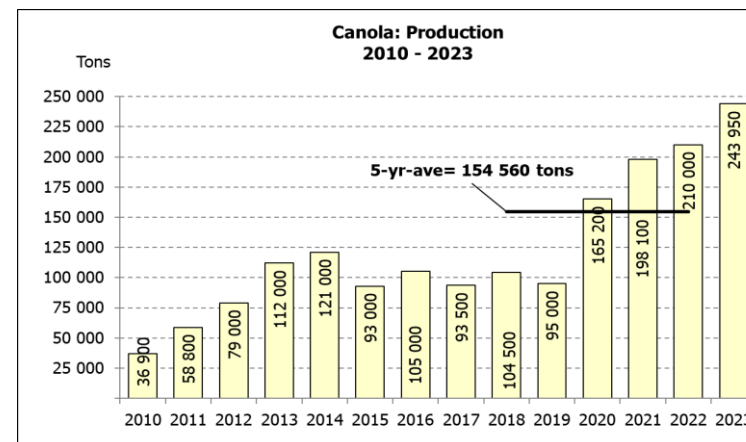
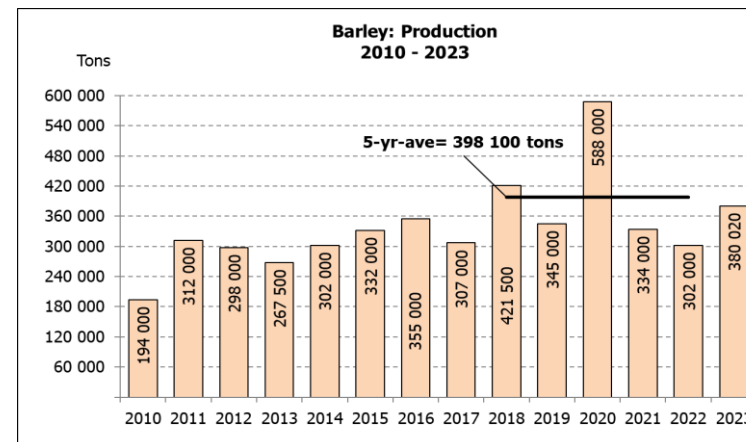
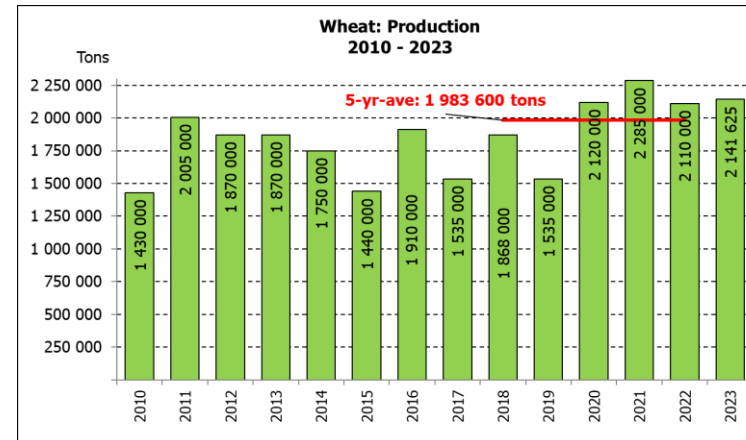
CROP/GEWAS	Area planted/ Opp beplant 2023 Ha (A)	1 st forecast/ 1 ^{ste} skatting 2023 Tons (B)	Area planted/ Opp beplant 2022 Ha (C)	Final crop/ Finale oes 2022 Tons (D)	Change/ Verandering % (B) ÷ (D)
Commercial/Kommersieel:					
Wheat/Koring	537 050	2 141 625	566 800	2 110 000	+1,50
Barley/Gars ¹⁾	104 600	380 020	101 000	302 000	+25,83
Canola/Kanola	131 200	243 950	123 510	210 000	+16,17
Oats/Hawer ¹⁾	30 000	60 200	27 000	27 550	+118,51
Sweet lupines/Soetlupine	16 000	19 200	21 000	15 750	+21,90

1) Commercial only. Excluding barley or oats used as pasture, silage, hay and/or on the farm as fodder for livestock /
Slegs kommersieël. Uitgesluit gars of hawer wat gebruik word as weiding, kuilvoer, hooi en/of op die plaas as voer vir vee.

WHEAT – REVISED AREA PLANTED ESTIMATE AND FIRST PRODUCTION FORECAST: 2023

KORING – HERSIENE OPPERVLAKTESKATTING EN EERSTE PRODUKSIESKATTING: 2023

Province/ Provinsie	Area planted/ Opp beplant Ha 2023	1 st forecast/ 1 ^{ste} skatting Tons 2023	Area planted/ Opp beplant Ha 2022	Final crop/ Finale oes Tons 2022
Western Cape/Wes-Kaap	365 000	1 095 000	360 000	918 000
Northern Cape/Noord-Kaap	40 000	310 000	47 000	338 500
Free State/Vrystaat	71 000	340 800	96 000	436 800
Eastern Cape/Oos-Kaap	6 400	41 600	6 000	40 200
KwaZulu-Natal	8 500	56 100	9 200	60 730
Mpumalanga	4 200	28 560	4 000	27 600
Limpopo	30 000	195 000	29 000	187 000
Gauteng	950	6 365	1 100	7 370
North West/Noordwes	11 000	68 200	14 500	93 800
Total/Totaal	537 050	2 141 625	566 800	2 110 000



**REVISED AREA ESTIMATE AND FIRST PRODUCTION FORECAST OF WINTER CROPS (2023) /
HERSIENE OPPERVLAKTESKATTING EN EERSTE PRODUKSIESKATTING VAN WINTERGEWASSE (2023)
29 AUGUST/ 29 AUGUSTUS 2023**

Winter cereal crops - 2023 production season

Wheat: The expected production of wheat is 2,142 mill. tons, which is 1,50% or 31 625 tons more than the previous seasons' crop of 2,110 mill. tons, whilst the expected yield is 3,99 t/ha.

The expected production in the Western Cape is 1,095 mill. tons (51%), which is 177 000 tons more than the 918 000 tons produced in the previous season. In the Free State, the expected production is 340 800 tons (16%), which is 96 000 tons less than the previous seasons' crop of 436 800 tons. In the Northern Cape, 310 000 tons (14%) is expected to be produced – 28 500 tons less than the 338 500 tons produced in the previous season.

The area estimate for wheat was revised to 537 050 ha, which is 4 750 ha more than the 532 300 ha of the previous forecast. An estimated 365 000 ha or 68 % is planted in the Western Cape, 71 000 ha or 13 % in the Free State and 40 000 ha or 7 % in the Northern Cape.

Other crops: The production forecast for **barley** is 380 020 tons, which is 25,83% or 78 020 tons more than the previous seasons' crop of 302 000 tons. The area planted is estimated at 104 600 ha, while the expected yield is 3,63 t/ha.

The expected **canola crop** is 243 950 tons, which is 16,17% or 33 950 tons more than the previous seasons' crop of 210 000 tons. The area estimate for canola is 131 200 ha, with an expected yield of 1,86 t/ha.

The expected crop for **oats** for the 2023 season is 60 200 tons and the revised area planted is 30 000 ha. The expected yield is 2,01 t/ha.

In the case of **sweet lupines**, the production forecast is 19 200 tons. The area estimate of sweet lupines is 16 000 ha, with an expected yield of 1,20 t/ha.

Please note that the second production forecast for winter cereals for 2023 will be released on 27 September 2023.

Information is available on the internet at http://www.dalrrd.gov.za/old_website/statistics or <http://www.sagis.org.za>, as from **14:30 on the date of the relevant meeting of the Crop Estimates Committee.**

Wintergewasse - 2023 produksie-seisoen

Koring: Die verwagte produksie vir koring is 2,142 milj. ton, wat 1,50% of 31 625 ton meer is as die vorige seisoen se oes van 2,110 milj. ton, terwyl die verwagte opbrengs 3,99 t/ha is.

Die verwagte produksie in die Wes-Kaap is 1,095 mij. ton (51%), wat 177 000 ton meer is as die 918 000 ton geproduseer in die vorige seisoen. In die Vrystaat is die verwagte produksie 340 800 ton (16%), wat 96 000 ton minder is as die vorige seisoen se oes van 436 800 ton. In die Noord-Kaap is die beraamde produksie 310 000 ton (14%) – 28 500 ton minder as die 338 500 ton geproduseer in die vorige seisoen.

Die oppervlakteskatting vir koring is hersien na 537 050 ha, wat 4 750 ha meer is as die 532 300 ha teenoor die vorige skatting. Die beraamde oppervlakte geplant in die Wes-Kaap is 365 000 ha of 68 %, die Vrystaat is 71 000 ha of 13 % en 40 000 ha of 7 % is in die Noord-Kaap.

Ander gewasse: Die produksieskatting vir **gars** is 380 020 ton, wat 25,83% of 78 020 ton meer is as die vorige seisoen se oes van 302 000 ton. Die oppervlakte beplant word beraam op 104 600 ha, terwyl die verwagte opbrengs 3,63 t/ha beloop.

Die verwagte **kanola-oes** is 243 950 ton, wat 16,17% of 33 950 ton meer is as die vorige seisoen se oes van 210 000 ton. Die oppervlakteskatting vir kanola is 131 200 ha, met 'n verwagte opbrengs van 1,86 t/ha.

Die verwagte oes vir **hawer** vir die 2023-seisoen is 60 200 ton en die hersiene oppervlakteskatting is 30 000 ha. Die verwagte opbrengs is 2,01 t/ha.

In die geval van **soetlupine** is die produksieskatting 19 200 ton. Die oppervlakte beplant met soetlupine is 16 000 ha, en die verwagte opbrengs is 1,20 t/ha.

Neem asseblief kennis dat die tweede produksieskatting vir wintergewasse vir 2023 op 27 September 2023 vrygestel sal word.

Inligting is beskikbaar op die internet by http://www.dalrrd.gov.za/old_website/statistics of by <http://www.sagis.org.za>, vanaf **14:30 op die dag van die toepaslike vergadering van die Oesskattingkomitee.**